



Director of Social Services Annual Report 23/24

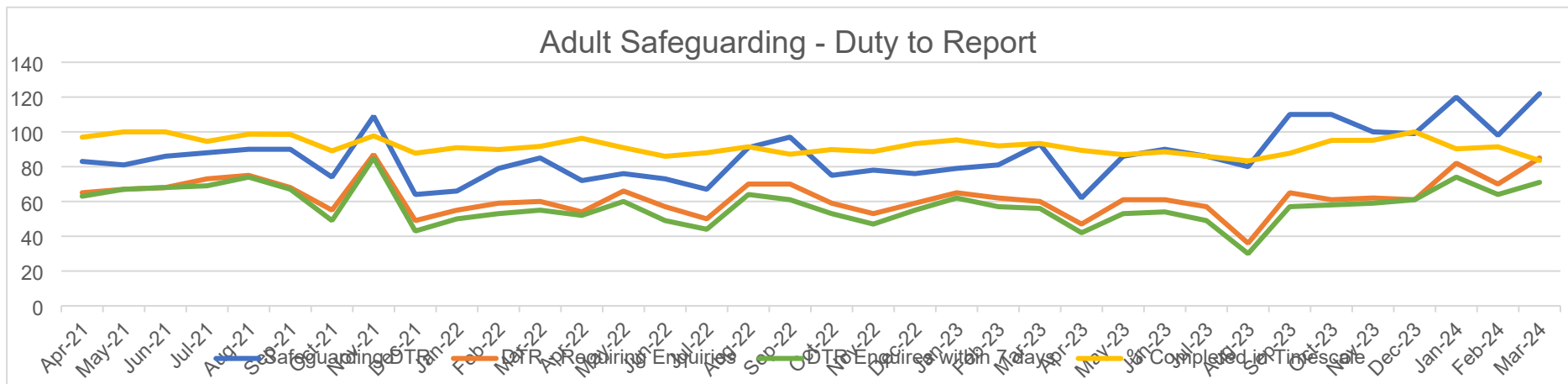
Graph 2 Adult Services 2021-2024



11 JUNE 2024

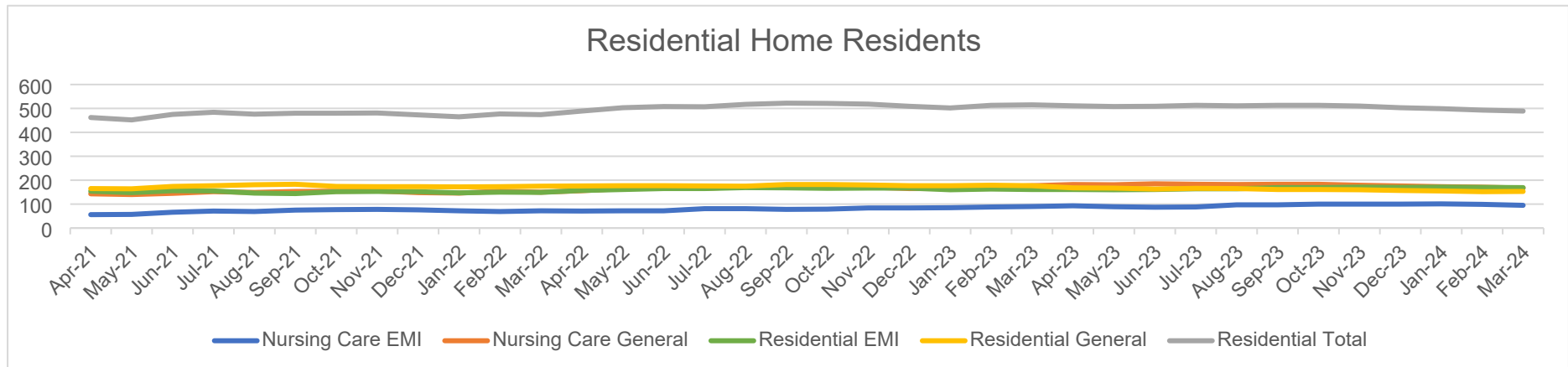
Indicator	Month	Apr-21	May-21	Jun-21	Jul-21	Aug-21	Sep-21	Oct-21	Nov-21	Dec-21	Jan-22	Feb-22	Mar-22	Apr-22	May-22	Jun-22	Jul-22	Aug-22
AD/020	Safeguarding DTR	83	81	86	88	90	90	74	109	64	66	79	85	72	76	73	67	91
AD/023	DTR - Requiring Enquiries	65	67	68	73	75	68	55	87	49	55	59	60	54	66	57	50	70
AD/024	DTR Enquires within 7 days	63	67	68	69	74	67	49	85	43	50	53	55	52	60	49	44	64
	% Completed in Timescale	96.9	100.0	100.0	94.5	98.7	98.5	89.1	97.7	87.8	90.9	89.8	91.7	96.3	90.9	86.0	88.0	91.4

Sep-22	Oct-22	Nov-22	Dec-22	Jan-23	Feb-23	Mar-23	Apr-23	May-23	Jun-23	Jul-23	Aug-23	Sep-23	Oct-23	Nov-23	Dec-23	Jan-24	Feb-24	Mar-24
97	75	78	76	79	81	93	62	86	90	86	80	110	110	100	99	120	98	122
70	59	53	59	65	62	60	47	61	61	57	36	65	61	62	61	82	70	85
61	53	47	55	62	57	56	42	53	54	49	30	57	58	59	61	74	64	71
87.1	89.8	88.7	93.2	95.4	91.9	93.3	89.4	86.9	88.5	86.0	83.3	87.7	95.1	95.2	100.0	90.2	91.4	83.5

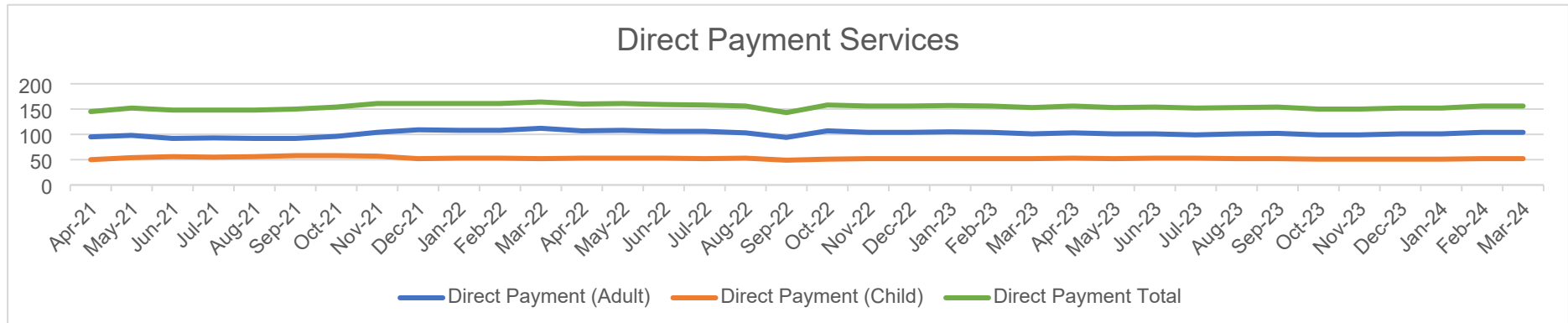


Month	Apr-21	May-21	Jun-21	Jul-21	Aug-21	Sep-21	Oct-21	Nov-21	Dec-21	Jan-22	Feb-22	Mar-22	Apr-22	May-22	Jun-22	Jul-22	Aug-22
Nursing Care EMI	56	57	66	71	69	75	77	78	76	72	69	72	71	72	72	81	81
Nursing Care General	143	140	145	152	149	153	154	155	148	146	154	150	156	165	166	166	173
Residential EMI	154	148	156	155	146	144	152	153	152	147	150	149	157	161	165	165	169
Residential General	165	164	174	177	181	183	174	173	173	172	173	175	176	177	177	176	175
Residential Total	462	452	475	484	476	480	480	481	473	465	477	474	489	503	508	507	517

Sep-22	Oct-22	Nov-22	Dec-22	Jan-23	Feb-23	Mar-23	Apr-23	May-23	Jun-23	Jul-23	Aug-23	Sep-23	Oct-23	Nov-23	Dec-23	Jan-24	Feb-24	Mar-24
78	79	84	84	85	88	90	93	89	87	88	97	97	100	100	100	101	99	95
172	173	171	165	165	171	177	182	181	185	183	182	183	183	179	176	173	171	167
168	166	167	167	160	163	161	161	160	161	164	164	169	169	171	170	171	170	169
182	182	180	177	177	179	177	168	167	163	166	165	161	161	160	157	155	152	153
522	521	518	509	502	513	515	511	508	509	513	511	513	513	510	503	499	493	489



Month	Apr-21	May-21	Jun-21	Jul-21	Aug-21	Sep-21	Oct-21	Nov-21	Dec-21	Jan-22	Feb-22	Mar-22	Apr-22	May-22	Jun-22	Jul-22	Aug-22
Direct Payment (Adult)	95	98	92	93	92	92	96	104	109	108	108	112	107	108	106	106	103
Direct Payment (Child)	50	54	56	55	56	58	58	57	52	53	53	52	53	53	53	52	53
Direct Payment Total	145	152	148	148	148	150	154	161	161	161	161	164	160	161	159	158	156



END OF REPORT.