

Well-being Objective: To build cohesive and sustainable communities

IP3 Ensuring people have access to suitable accommodation

Lead Cabinet Member	▪ Cabinet Member for Regeneration and Housing
Lead Officer	▪ Head of Regeneration, Investment and Housing

Overall Judgement

Dec 2017		
Actual	Performance	Comments
Green - Good	★	<p>DFG adaptations (average) are performing very well at 177 days against a target of 238 days. However, changes to internal processes may see a rise in the average days before the end of the year.</p> <p>Prevention rates for homelessness has been difficult due to staffing shortages but has resulted in an excellent actual performance of 57% against the target of 50%.</p> <p>PAM/014 is showing amber but should be green, due to a system administration function.</p> <p>Further work needs to be undertaken in an attempt to reduce the average number of days taken to deliver non-DFG minor adaptations using the Newport Care & Repair Agency; this underachievement against target is due to additional Enable grant funding from Welsh Government in the financial year 2017/18...however, the indicator is being removed within further reporting.</p>

Key for measure RAG status

- ★ Green star - on target
- Amber circle - slightly short of target (15% tolerance)
- ▲ Red triangle - off target (over 15% away)
- ? Data missing/ not available
- ! No target set

Direction of Travel - DoT

- ↕ Green tick - performance has improved
- ✖ Red cross - performance has declined
- performance remains the same
- up arrows indicate that high values are better
- down arrows indicate low values are better

Measures

- Key for Measures**
 ☆ Green - on target
 ● Amber - slightly short of target
 ▲ Red - off target

	Actual (YTD)	Target (YTD)	Performance (YTD)	Actual 1 year ago (YTD)	DoT 1 year ago (YTD)	Wales Average (YTD)	▲ Perf. v Wales Average (YTD)	Period Performance
PAM/015 (PSR/002) Adapt'ns DFG days delivery avg. (HY) (PAM, IP3, SP)	177	238	☆	184	↓	224	☆	The target figure (238 days) was based on the previous three years of actual averages; an excellent performance at Q2 (177 days) reflects the ongoing development and implementation of processes targeted at reducing waiting times. However a number of factors, which must be borne in mind, are influencing this approach, most notably the NCC internal and WAO external audit recommendations that have proposed some changes to service delivery. The impact on the overall performance is yet to be quantified. The Business Improvement Review has been completed, resulting in a series of recommendations. This said, the ambition and mission for the team is to ensure a sustainable and consistent service.
PAM/012 (RIH/L/044) The percentage of households for whom homelessness was prevented (Q) (PAM, IP3)	57%	50%	☆	49%	↓	?	!	Despite there being an increase in overall demand, services have remained resilient and been able to produce improved performance during the quarter, taking the overall annual performance so far above target. It should be noted that service demands remain high with increasing pressures being felt around the introduction and roll out of universal credit.
PAM/014 Number of new homes created as a result of bringing empty properties back into use (HY) (PAM)	16	16	●		→	?	!	Several projects supported by housing loans have been completed so far this year, converting disused commercial space to affordable homes.
PSR/006 Ave days non-DFG minor adapt'ns (HY) (IP3)	22	19	▲	18	✖	?	!	Non-DFG (minor) adaptations are delivered predominantly by Newport Care & Repair. This year, the Council's allocation of Enable funding (£186,000) is delivering a range of additional minor adaptation initiatives, many of which are being managed by Care & Repair. Whilst the Council has welcomed this supplementary funding, the delivery of these initiatives will inevitably impact upon overall delivery times and contractor saturation. Indeed, Newport Care & Repair report similar feedback from neighbouring Care & Repair agencies.
RIH/L/043 No. people approaching authority for housing advice and assistance (Q) (IP3b)	1,477	1,800	☆	1,667	↓	?	!	There has been a continued increase in demand for services with the further roll-out of welfare reform measures as well as the roll out of universal credit across Newport. This has resulted in a higher number of households seeking assistance and in general the housing demand during the period is historically high. It is expected that demand will only increase and as such the current target may not be met, as a result of external factors.

Key for measure RAG status

- ☆ Green star - on target
- Amber circle - slightly short of target (15%tolerance)
- ▲ Red triangle - off target (over 15% away)
- ? Data missing/ not available
- ! No target set

Direction of Travel - DoT

- ↓ Green tick - performance has improved
- ✖ Red cross - performance has declined
- performance remains the same
- up arrows indicate that high values are better
- down arrows indicate low values are better

Annual Measures

Annual measures are included for information, these will be populated in quarter 4

	Target 2017/18	Actual 2016/17	Wales Average (YTD)
PLA/006 (N) Planning affordable housing units #	75	183	?

Actions

- Key for Actions**
 ☆ Green - on track
 ● Amber - Deviation from Plan
 ▲ Red - Action is of concern

	Dec 2017		
	Performance	IP Progress Update	IP Activity Planned
✓ IP 3.1 To secure additional units of affordable housing and bring empty private homes back into use	●	The creation of new homes from empty properties is still on target but the lack of capacity for empty homes work persists. A further 26 housing units of affordable housing were completed during the quarter, 3 of which were designed for people with learning difficulties.	Overall, 75 affordable homes are due for completion during this financial year.
✓ IP 3.2 To minimise the waiting times for major and minor adaptations	☆	The Business Review of the Adaptations Service has been completed, resulting in a series of recommendations, including: <ul style="list-style-type: none"> • introduction of a revised Approved List of Contractors • e-tendering 	Implementation of the new Approved List and the e-tendering process is planned by June 2018. Work will continue on drafting a Housing Adaptations Policy, to be completed by December 2018.
✓ IP 3.3 To prevent people becoming homeless whenever we can	☆	Despite increased demand, services have remained resilient and produced an improve performance during the quarter. It should be noted that service demands remain high, with increasing pressures being felt around the introduction and roll out of universal credit.	There are ongoing developments with a range of providers to meet the varied needs of households presenting as homeless. These are pilot projects and as such will take time to develop and be fully operational so the impact on mitigating homelessness across the city will be a longer term objective and one that will require time to bed in so that the potential benefits can be realised.

Key for measure RAG status

- ☆ Green star - on target
- Amber circle - slightly short of target (15%tolerance)
- ▲ Red triangle - off target (over 15% away)
- ? Data missing/ not available
- ! No target set

Direction of Travel - DoT

- ↗ Green tick - performance has improved
- ↘ Red cross - performance has declined
- performance remains the same
- up arrows indicate that high values are better
- down arrows indicate low values are better

Well-being Objective: To improve skills, educational outcomes and employment opportunities
 To promote economic growth and regeneration whilst protecting the environment
 To build cohesive and sustainable communities

IP4 City Regeneration and Development

Lead Cabinet Member	▪ Cabinet Member for Regeneration and Housing
Lead Officer	▪ Head of Regeneration, Investment and Housing

Overall Judgement

Dec 2017		
Actual	Performance	Comments
Green - Good	★	Regeneration of the City Centre continues to be very positive with increasing interest from the private sector looking to expand the office and hotel offer within the City. Significant progress is being made on the redevelopment of 123-129 Commercial Street and discussions around the next phase of Welsh Government funding (Targeted Regeneration Investment Fund) is well under way with our Cardiff Capital Region partners. The new City Centre Master Plan consultation will provide us with insights into the vision of the City Centre of our stakeholders and their priorities. A number of large developments outside of the City Centre have also been granted, including the former Whiteheads site at Mendalgief Road. The LDP continues to perform well and Newport maintains a healthy 5 year housing land supply.

Key for measure RAG status

- ★ Green star - on target
- Amber circle - slightly short of target (15%tolerance)
- ▲ Red triangle - off target (over 15% away)
- ? Data missing/ not available
- ! No target set

Direction of Travel - DoT

- ↗ Green tick - performance has improved
 - ↘ Red cross - performance has declined
 - performance remains the same
- up arrows indicate that high values are better
 down arrows indicate low values are better

Measures

- Key for Measures**
 ☆ Green - on target
 ● Amber - slightly short of target
 ▲ Red - off target

	Actual (YTD)	Target (YTD)	Performance (YTD)	Actual 1 year ago (YTD)	DoT 1 year ago (YTD)	Wales Average (YTD)	Perf. v Wales Average (YTD)	Period Performance
RIH/L/053 Value of business support grants awarded (Q) (IP4)	£19,687	£10,375	☆		⬇	n/a	⬆	
RIH/L/054 Number of businesses supported (Q) (IP4)	360	356	☆		⬇	n/a	⬆	
RIH/L/055 Number of new business start-ups (HY) (IP4)	40	25	☆		⬇	n/a	⬆	The Team actively support new start up businesses and financial assistance is available. The Pop Up Business School event took place at the beginning of September and we are awaiting the outcome report which will confirm how many businesses were created as a result of that initiative. It is therefore expected that the target will be exceeded once the data is received.

Annual Measures

Annual measures are included for information, these will be populated in quarter 4

	Target 2017/18	Actual 2016/17	Wales Average (YTD)
RIH/L/052 Number of jobs created (A) (IP4)	76,603		n/a
RIH/L/056 Housing delivery (all tenures) (A) (IP4)	1,029		n/a
RIH/L/057 Reduction in number of vacant commercial properties in the City Centre (A) (IP4)	145		n/a

Key for measure RAG status

- ☆ Green star - on target
- Amber circle - slightly short of target (15% tolerance)
- ▲ Red triangle - off target (over 15% away)
- ? Data missing/ not available
- ! No target set

Direction of Travel - DoT

- ⬆ Green tick - performance has improved
- ⬇ Red cross - performance has declined
- performance remains the same
- up arrows indicate that high values are better
- down arrows indicate low values are better

Actions

- Key for Actions**
 ☆ Green - on track
 ● Amber - Deviation from Plan
 ▲ Red - Action is of concern

	Dec 2017		
	Performance	IP Progress Update	IP Activity Planned
✓ IP 4.1 Secure funding for VVP2	☆	Cardiff Capital Region Regeneration Group formed and attended by NCC representatives. Draft Regional Regeneration Plan produced and first draft project list for whole region generated.	CCR Cabinet to approve Regional Regeneration Plan and working group to filter project list into a more manageable and acceptable format. Final project list would need approval from NCC and CCR cabinet.
✓ IP 4.2 Creation and adoption of the City Centre Master Plan	☆	Consultations completed with NEN and BID. Public consultation launched at City Summit January 2017. Consultation closes 5th March 2018.	Analysis of consultation response and presentation of outcomes and recommendations to cabinet.
✓ IP 4.3 Agree a protocol with Welsh Government for Joint Venture funding	☆	Protocol agreed with Welsh Government	First allocations awarded.
✓ IP 4.4 Secure stage 2 funding to deliver market arcade regeneration	●	Design work completed and progressing towards submission of Stage 2 bid on 1st March. Welsh Government grant secured towards acquisition of units.	Submission of Stage 2 bid 1st March 2018 and leasehold acquisition of inner units.
✓ IP 4.5 Develop and invest in Newport website	☆	Options and best practice examples investigated	Options appraisal with costs to be presented for approval
✓ IP 4.6 Complete a skills audit of the local economy	☆	The survey is now complete we are waiting to receive the full Skills Audit report.	Awaiting the full Skill Audit report - this will be presented to the Employability & Skills Group.

Key for measure RAG status

- ☆ Green star - on target
- Amber circle - slightly short of target (15%tolerance)
- ▲ Red triangle - off target (over 15% away)
- ? Data missing/ not available
- ! No target set

Direction of Travel - DoT

- ↕ Green tick - performance has improved
- ✖ Red cross - performance has declined
- performance remains the same
- up arrows indicate that high values are better
- down arrows indicate low values are better

Well-being Objective: To improve skills, educational outcomes and employment opportunities

IP5 Supporting young people into education, employment or training

Lead Cabinet Member	▪ Cabinet Member for Education and Skills
Lead Officer	▪ Head of Regeneration, Investment and Housing

Overall Judgement

Dec 2017		
Actual	Performance	Comments
Green - Good	★	Overall performance on track. Activities planned are being achieved.

Key for measure RAG status

- ★ Green star - on target
- Amber circle - slightly short of target (15%tolerance)
- ▲ Red triangle - off target (over 15% away)
- ? Data missing/ not available
- ! No target set

Direction of Travel - DoT

- ↗ Green tick - performance has improved
 - ↘ Red cross - performance has declined
 - performance remains the same
- up arrows indicate that high values are better
down arrows indicate low values are better

Measures

- Key for Measures**
 ★ Green - on target
 ● Amber - slightly short of target
 ▲ Red - off target

	Actual (YTD)	Target (YTD)	Performance (YTD)	Actual 1 year ago (YTD)	DoT 1 year ago (YTD)	▲ Wales Average (YTD)	Perf. v Wales Average (YTD)	Period Performance
NEET\01 Number of young people accessing children and YP skills project (IP5) (Q)	823	875	●	978	▲	?	!	Over the last number of years post Christmas is always a very busy period with young people making decisions to move into a positive option. I have spoken to officers and are confident that target will be met.
RIH/L/045 Number of 16-17 year old entrants into Work Based Learning Academy (Q) (IP5)	213	137	★	114	↕	?	!	
RIH/L/046 Number of 18-24 year old entrants into Work Based Learning Academy (Q) (IP5)	570	270	★	270	↕	?	!	
RIH/L/049 Number of 16-17 year olds progressing from WBLA to further opportunity (Q) (IP5)	151	95	★	99	↕	?	!	
RIH/L/050 Number of 18-24 year olds progressing from WBLA to further opportunity (Q) (IP5)	377	135	★	127	↕	?	!	

Annual Measures

Annual measures are included for information, these will be populated in quarter 4

	Target 2017/18	Actual 2016/17	Wales Average (YTD)
EDU/L/067 (RIH/L/048) % young people recorded as unknown following compulsory education (A) (IP5)	0.50	0.07	?
NEET\09 % 16 - 18 yr olds not in education, employ or training (IP5) (A)	6.0%	4.2%	?
NEET\11 % Young people NEET Year 13 (IP5) (A)	3.0%	2.4%	?
PAM/009 Young people % NEET Year 11 (PAM, IP5) (A)	1.9%	1.7%	?

Key for measure RAG status

- ★ Green star - on target
- Amber circle - slightly short of target (15%tolerance)
- ▲ Red triangle - off target (over 15% away)
- ? Data missing/ not available
- ! No target set

Direction of Change - DoT

- ↕ Green tick - performance has improved
- ↖ Red cross - performance has declined
- performance remains the same

up arrows indicate that high values are better
 down arrows indicate low values are better

Actions

- Key for Actions**
 ☆ Green - on track
 ● Amber - Deviation from Plan
 ▲ Red - Action is of concern

		Dec 2017	
		Performance	IP Activity Planned
<p>✓ IP 5.01 YEPF Co-ordinator providing support</p>	<p>☆</p>	<p>Allocation meetings and home visits were completed with the Youth service and External Providers to ensure the maximum number of young people were engaged in Education, Employability and Training.</p> <p>The YEPF Coordinator continued to work with all Secondary Schools, Coleg Gwent, Careers Wales, PRU, Social Services and Learning Providers to ensure as many young people as possible had a positive progression. This was for Key Stage 4 and 5.</p> <p>The Inspire to Achieve project allocation meetings with the Youth Service and Careers Wales were completed with all Secondary schools and the PRU.</p> <p>The 16-18 practitioner group met every 6 weeks whereby all young people are allocated a Lead Worker chaired by the YEPF Coordinator.</p> <p>The Learning Provider Network continued to provide resource to locate young people known as 'unknown' through the 5 tier model. Young people within tier 2 with motivational issues were also resourced to Training Providers.</p> <p>The YEPF Coordinator met with all Learning Coaches separately to map ways of working.</p> <p>The Quality Assurance of alternative Education Providers has been coordinated by the YEPF Coordinator and these visits have begun.</p> <p>The YEPF Coordinator and YEPF Officer continued to work on the destinations survey with all partners.</p>	<p>Early indication of the NEET figures were provided to the YEPF Coordinator at the beginning of December. The Coordinator will continue to work with all Secondary Schools, Coleg Gwent, Careers Wales, PRU, Social Services and Learning Providers to ensure as many young people as possible had a positive progression. This applies to Key Stage 4 and 5. The YEPF Coordinator and YEPF Officer will continue to work on the destinations survey until January 31st 2018. The Inspire to Achieve project allocation meetings will begin for the Spring term for all 8 Secondary Schools and the PRU. For the first time allocations will take place for Key Stage 3 with YGG Is Coed School.</p> <p>The 16-18 practitioner group will continue to meet every 6 weeks whereby all young people are allocated a Lead Worker chaired by the YEPF Coordinator. The Learning Provider Network will continue to provide resource to locate young people known as 'unknown' through the 5 tier model. The Quality Assurance visits of alternative education providers will be completed by March 31 2018.</p> <p>Through the YEPF Officer and by reporting to the Youth Support Services Board an action plan will be written for all 6 components of the YEPF. The YEPF Coordinator will review and rewrite the Information Sharing Protocol. The YEPF Coordinator will work with RIH towards a joint bid with Cardiff City Council for the City Deal.</p>

Key for measure RAG status

- ☆ Green star - on target
- Amber circle - slightly short of target (15%tolerance)
- ▲ Red triangle - off target (over 15% away)
- ? Data missing/ not available
- ! No target set

Direction of Travel - DoT

- ↗ Green tick - performance has improved
- ↘ Red cross - performance has declined
- performance remains the same
- up arrows indicate that high values are better
- down arrows indicate low values are better

		Dec 2017	
		Performance	IP Activity Planned
<p>IP 5.02 Deliver the Families First Children and Young People's Skills Project</p>	<p>★</p>	<p>During this quarter the project has continued to support young people to ensure they remain/return to education, employment and training. The team has worked with 279 young people ensuring that a number of young people at risk of disengagement have been supported during the summer holidays. Many of the young people had very low self esteem and found it difficult to build relationships with peers. The young people all participated in various team-building activities which in-turn increased their self-esteem and improved their relationships with each other and ensured that their transition to the new academic year was a smooth one.</p>	<p>Increase the number of positive outcomes for young people enrolled on the project</p> <p>To expand the range of qualifications available for young people.</p>
	<p>★</p>	<p>During this quarter the Inspire to Achieve team have continued to work with a number of young people that were allocated within the last academic year. The team have concentrated on working with young people to ensure outcomes are achieved and cases in preparation for the intake allocated young people in the new academic year.</p> <p>203 enrolled this quarter 125 actively engaging this quarter 9 additional qualifications this quarter 78 attending bespoke groupwork sessions with careers.</p> <p>During this quarter Inspire2Work strand in Newport have been establishing firm links with key agencies/services i.e. the Job Centre to strengthen participant figures. Project staff have trialled group work sessions with special interest groups, specifically young parents, who have achieved a qualification based outcome (Level 2 Food Safety in Catering) through their participation in the project.</p> <p>17 enrolled this quarter 9 actively engaged 3 moving into employment 3 moving into education/training</p>	<p>Increase the number of participants at risk of becoming NEET gaining qualifications upon leaving 9 to 30</p> <p>To enrol a further 60 eligible participants onto I2A</p> <p>To achieve a total of 13 outcomes for participants enrolled on I2W</p> <p>To enrol a further 20 eligible participants</p> <p>Increase the number of qualifications achieved by participants</p>

Key for measure RAG status

- ★ Green star - on target
- Amber circle - slightly short of target (15%tolerance)
- ▲ Red triangle - off target (over 15% away)

- ? Data missing/ not available
- ! No target set

Direction of Travel - DoT

- ↗ Green tick - performance has improved
- ↘ Red cross - performance has declined
- performance remains the same

up arrows indicate that high values are better
down arrows indicate low values are better

	Dec 2017		
	Performance	IP Progress Update	IP Activity Planned
<p>✓ IP 5.04 Communities First NEET engagement project</p>	<p>★</p>	<p>The outcomes achieved against the previous cohort of young people are as follows:-</p> <ul style="list-style-type: none"> • 90% Attendance Rate • 100% Activity Success Rate (WEST Assessment) - All learners progressing and achieving and Entry Level 3, Level 1/2 of learning upon leaving a 18% increase from the start of provision. • 94% Destination Rate – (x1 higher education/x10 progressing to Level 1 provision/ x1 volunteer placements / x4 employment / x1 without a destination due to personal circumstances at the end of project) 	<p>In Quarter 4 new programmes are coming on line we will be working with a new cohort of young people and finalising statistics for the whole year.</p>
<p>✓ IP 5.05 Deliver Communities 4 Work programme</p>	<p>★</p>	<p>Quarter 3 have seen the following outcomes achieved against the project profile target.</p> <p>Priority 1 (25+) & Priority 3 (16-24yrs)</p> <ul style="list-style-type: none"> • 74% Engagement Rate P1 • 100% - Engagement Rate P3 • 96% - Entering sustainable employment across both priorities <p>The stakeholder event proved both positive and informative as the project is currently achieving across all 52 delivery areas with no cause for concern from Welsh Government. Communities for Work Plus will be a separate but complimentary project to the current CFW delivery. Strong working relationships continue to develop between DWP and Communities First which is supporting project awareness and referral process. The pilot provision with Careers Wales has been delayed until quarter 4/beginning of the new financial year due to a staff restructure taking place within Careers Wales. CFW are prepared to begin the pilot project once it is deemed appropriate by Careers to move forward.</p>	<p>Deliver the Pilot and measure it's success</p> <p>To continue working with partners to increase referrals.</p>
<p>✓ IP 5.06 Direct work with Careers Wales</p>	<p>★</p>	<p>Direct work is carried out with Careers Wales to ensure data and tracking systems are in place and working effectively to track all young people on transition. This has meant offering 16-17 year olds learning opportunities to enable them to reengage into education, employment or training opportunities. The YEPG Officer is in place for data analysis. Data analysis is carried out and reported on for all young people in the 5 tier model.</p> <p>The YEPF Coordinator and YEPF Officer have continued to work with the schools and partners regarding the destination data for their 2017 leavers.</p>	<p>This work will continue and funding is in place for the YEPF Officer.</p> <p>The YEPF Coordinator and the YEPF officer will continue to work with all partners until the 31st January 2018 regarding the Destination survey.</p>

Key for measure RAG status

- ★ Green star - on target
- Amber circle - slightly short of target (15%tolerance)
- ▲ Red triangle - off target (over 15% away)

- ? Data missing/ not available
- ! No target set

Direction of Travel - DoT

- ↗ Green tick - performance has improved
- ↘ Red cross - performance has declined
- performance remains the same

up arrows indicate that high values are better
down arrows indicate low values are better

		Dec 2017	
Performance		IP Progress Update	IP Activity Planned
✓ IP 5.07 Working with providers of education	★	<p>This is maintained through the Pre 16 NEET group, the 16-18 practitioner group and the Learning Provider Network.</p> <p>The YEPF Coordinator has continued to work with all providers of Education regarding the 2017 destination survey.</p> <p>The YEPF Coordinator met with all educational Learning Coaches separately to map ways of working.</p> <p>The YEPF Coordinator has begun to Quality Assure alternative providers of education to ensure that young people at risk have the best possible placement.</p>	<p>This will be continued through the Pre 16 NEET group, the 16-18 practitioner group and the Learning Provider Network.</p> <p>The YEPF Coordinator will continue to work with the educational Learning Coaches and chair the forum.</p> <p>The quality assurance of alternative providers will be completed by Easter 2018.</p>
✓ IP 5.08 Develop and deliver specific employability programmes	★	<p>Implemented full service Universal Credit roll out. Providing Personal Budgeting Support and Digital Support to new UC claimants.</p> <p>Continued delivery of Work Programme and Work Choice to ensure as much income is captured prior to scaling down and exit of contracts.</p> <p>Continued to deliver the Apprenticeship Programme, building capacity and sector allocation.</p> <p>Worked with partners to identify opportunities in line with labour market intelligence and train/upskill participants to enter employment and progression.</p> <p>Agreed an extended end date with WEFO for Skills@Work to December 2022.</p>	<p>To continue to deliver Work Programme/Work Choice to create as much income as is contractually viable.</p> <p>To build the Apprenticeship Programme, to secure further allocation that enables us to deliver to broader sectors.</p> <p>To implement Skills@Work and Journey2Work</p> <p>To deliver full service UC support in partnership with Job Centre and Community Regeneration partners.</p>
✓ IP 5.09 Map provision for young people	★	<p>The Youth Support Services has reviewed the findings and recommendations. The YSSB understand where the gaps in provision are and due to budget restraints in all areas appreciate that some young people's needs cannot be fully met. However, the sub groups have also taken on some of the recommendations. The Learning Provider Network continues to work with the YEPF Coordinator to ensure the young people's career choices are met.</p>	<p>The YEPF Officer will carry out more detailed analysis of the issues facing young people who are unable to engage in education, employment or training. This will be fed back to the Youth Support Services Board.</p> <p>The YEPF Coordinator is involved in the joint partnership City Deal with Cardiff City Council. If successful this will be proving more opportunities for young people.</p>

Key for measure RAG status

- ★ Green star - on target
- ⚠ Amber circle - slightly short of target (15%tolerance)
- ▲ Red triangle - off target (over 15% away)
- ? Data missing/ not available
- ! No target set

Direction of Travel - DoT

- ↗ Green tick - performance has improved
- ↘ Red cross - performance has declined
- performance remains the same

up arrows indicate that high values are better
down arrows indicate low values are better

		Dec 2017	
		Performance	IP Activity Planned
<p>IP 5.10 Meet regularly with Careers Wales, Schools, Work Based Learning Providers and Coleg Gwent</p>	<p>★</p>	<p>IP Progress Update</p> <p>6 weekly meetings are carried out with the following groups: 16-18 practitioner group Learning Provider Network Tier 1 allocation meetings Curriculum Deputies</p> <p>Additional meetings were carried out with all Secondary schools, Coleg Gwent, Careers Wales, Learning Providers, BAC, YOS, Youth Service and Social Services regarding young people not engaged in education, employment or training. This will be completed by 31st January.</p> <p>The Pre 16 NEET group meets once a term with Senior Management in attendance from all schools. These meetings ensure that young people that are risk of becoming NEET are identified early and support can be put in place.</p> <p>The Learning Coach forum with all schools and the PRU has met and this will continue termly.</p> <p>The Quality Assurance visits of alternative education providers has begun.</p>	<p>IP Activity Planned</p> <p>Continuation of these meetings.</p> <p>The Quality Assurance visits will be completed by 31st March 2018.</p>
<p>IP 5.11 Ensure there is a focus on the statutory responsibilities</p>	<p>★</p>	<p>The YEPF Coordinator and the Accountable Officer have continued to feedback to the Youth Support Services Board and the Cabinet Member for Education and Skills.</p> <p>The Youth Support Services Board has completed their restructure and members are aware of their accountability.</p>	<p>Feedback to the Youth Support Services Board members and Cabinet Member will continue.</p> <p>A new action plan for the YEPF is currently being written. This will be then implemented.</p>

Key for measure RAG status

- ★ Green star - on target
- Amber circle - slightly short of target (15%tolerance)
- ▲ Red triangle - off target (over 15% away)

- ? Data missing/ not available
- ! No target set

Direction of Travel - DoT

- ↕ Green tick - performance has improved
- ⊗ Red cross - performance has declined
- performance remains the same

up arrows indicate that high values are better
down arrows indicate low values are better

Well-being Objective: To promote economic growth and regeneration whilst protecting the environment

IP7 Increasing recycling

Lead Cabinet Member	▪ Cabinet Member for Streetscene
Lead Officer	▪ Head of Streetscene and City Services

Overall Judgement

Dec 2017		
Actual	Performance	Comments
Green - Good	★	The overall judgement for this objective is Green-Good. Diversion of waste from Landfill just missed the target only due to some lost loads over the Christmas periods, we are also comfortably meeting the 58% recycling target and all the planned activities are progressing according to plan. Recycling rate for the HWRC remains an area of concern but performance has been consistently improving throughout the year

Measures

- Key for Measures*
 ★ Green - on target
 ● Amber - slightly short of target
 ▲ Red - off target

	Actual (YTD)	Target (YTD)	Performance (YTD)	Actual 1 year ago (YTD)	DoT 1 year ago (YTD)	Wales Average (YTD)	Perf. v Wales Average (YTD)	Period Performance
PAM/030 (WMT/010 WMT/009b) Municipal waste reused, recycled and composted (PAM, IP7) (Q)	60.26%	58.00%	★	62.80%	✘	63.81%	●	
PAM/031 (WMT/004b) Percentage of municipal wastes sent to landfill (PAM, IP7) (Q)	7.27%	7.00%	●	7.35%	✔	9.50%	★	PI for this quarter is showing as amber due to low amounts of material diverted from landfill to incineration during December and more specifically over the Christmas period - this had to do with missing some days due to unavailability of vehicles to provide haulage over that period. Amount sent to incineration over January has been higher than forecasted to compensate the lower figure in December, so we are confident the target will be met by year end
STR/L/018 % of municipal waste recycled at the HWRC (IP7) (Q)	58.78%	65.00%	●	57.94%	✔	?	!	This PI is still showing as amber but performance keeps improving quarter after quarter - performance was 56.96% for Q1 and result for Q3 has been 63.47% so there has been an increase of 6 points this year which is a sign of progress, so even if likelihood is this increased level of performance won't be enough to meet the target by year end, the service is coming closer to the standard we aim for.

- ★ Green star - on target
- Amber circle - slightly short of target (15% tolerance)
- ▲ Red triangle - off target (over 15% away)
- ? Data missing/ not available
- ! No target set
- ✔ Green tick - performance has improved
- ✘ Red cross - performance has declined
- performance remains the same
- up arrows indicate that high values are better
- down arrows indicate low values are better

Actions

- Key for Actions**
 ☆ Green - on track
 ● Amber - Deviation from Plan
 ▲ Red - Action is of concern

	Dec 2017	
	Performance	IP Progress Update
<p>✓ IP 7.1 To improve the recycling services</p>	<p>☆</p>	<p>1. Improved recycling collection During Q3 we have continued monitoring our recycling collections, upward trend in tonnage collected continues with an extra 2% when compared to the same period last year. We also kept working in the rerouting exercise; new proposed routes were completed in December, with a final quality assurance check and presentation to HoS and CM for a decision during the next period. The Christmas campaign, which included extra resources and collections over Boxing Day, was carried out successfully, with record collections for recyclable materials over the first week of January. 2. Flats During Q3 the trial to increase recycling in the city centre has been designed- including collection days and communications campaign (leaflets for residents, main messages, contact with ward councillors etc.). The plans were finalised during Q3 but due to the festive season over Christmas the communications campaign was postponed until Q4. Proposal is centred in waste bags collections, coming from those properties that do not have storage capacities for standard bins, and involves offering a recycling option by introducing recycling bags for different materials that will be collected separately and taken to Wastesavers so all the materials can be recycled. 3. Waste Strategy During Q3 meetings with the Overview Scrutiny Policy Review Group continued, with their recommendations report being presented to the Overview Scrutiny Committee on 15/11/2017. Their recommendations, including proposing changes in the HWRC and trade waste collections areas, but recommending carrying out engagement activities before considering changes to the kerbside collections, were adopted by the Committee.</p>



IP Activity Planned
<ul style="list-style-type: none"> Improved recycling collections <p>As in previous quarter, we will continue monitoring the recycling tonnage collected.</p> <p>Final checks for the amended collections routes, including changes to our website, will be carried out, and a targeted communications campaign for those residents impacted by changes, will be planned and implemented too.</p> <ul style="list-style-type: none"> Flats <p>The communications campaign planned during the previous quarter will be delivered, with visits to all residents living in the trial area. Trial will also start during the final quarter of the year.</p> <ul style="list-style-type: none"> Waste Strategy <p>A report with the recommendations from the Scrutiny Committee will be sent to the Cabinet Member for Streetscene; after that, another report on the proposals for the strategy will be prepared by the Service Area for a final decision on the strategy by the CM.</p>

Key for measure RAG status






- ☆ Green star - on target
- Amber circle - slightly short of target (15%tolerance)
- ▲ Red triangle - off target (over 15% away)
- ? Data missing/ not available
- ! No target set

Direction of Travel - DoT





- ↗ Green tick - performance has improved
 - ↘ Red cross - performance has declined
 - performance remains the same
- up arrows indicate that high values are better
 down arrows indicate low values are better

	Dec 2017		
	Performance	IP Progress Update	IP Activity Planned
 IP 7.2 To divert all household and trade refuse waste collected by the council		Diversion to EFW has continued as planned, although the amount of waste sent during December was lower than expected due to issues with haulage arrangements over the Christmas period; this made the PI for the quarter to be lower than expected and as a result the target was narrowly, and temporarily, missed. The sorting activity for part of the municipal residual waste also continued as expected.	Diversion of residual waste via EFW and sorting of municipal waste will continue during the final quarter of the year.

Key for measure RAG status

-  Green star - on target
-  Amber circle - slightly short of target (15%tolerance)
-  Red triangle - off target (over 15% away)
-  Data missing/ not available
-  No target set

Direction of Travel - DoT

-  Green tick - performance has improved
-  Red cross - performance has declined
-  Red cross - performance has declined
-  → performance remains the same

up arrows indicate that high values are better
 down arrows indicate low values are better